

## EG7228A

### LiFePO<sub>4</sub> Lithium Battery

**Longer Cycle Life:** Offers up to 15 times longer cycle life and 5 times longer float/calendar life than lead acid battery.

**Lighter Weight:** About 40% weight of a comparable lead acid battery, save up to 60% in weight.

**Quick Charge:** Short charge time compared with lead acid battery.

**Low Self-Discharge:** Lower self-discharge compared with lead acid battery, longer storage time without recharging.

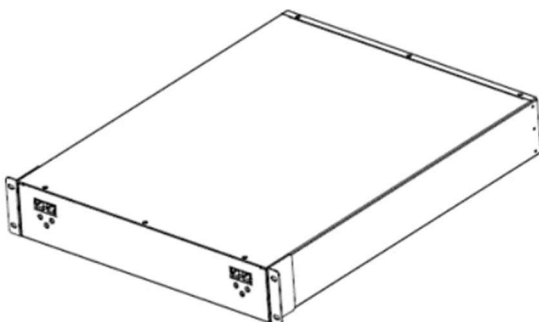
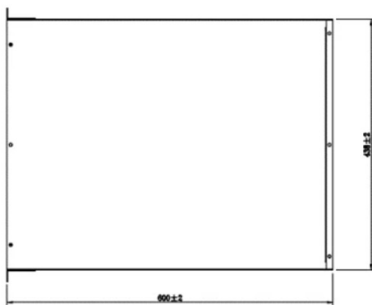
**Superior Safety:** Multi-protection methods built inside to protect the battery from overcharge, over discharge and short circuit situation.

**High Efficient:** Higher round-trip energy efficiency of the average (92%) than lead acid battery 80% (discharge from 100% to 0% and back to 100% charged).



### Specifications

Nominal voltage		76.8V
Nominal capacity		28.8Ah
Dimensions	Length	600mm
	Width	438mm
	Height	88mm
	Total height	88mm
Approx. weight		28.5kg



### Characteristics

Electrical Parameters (25°C)	Rated Voltage	76.8V
	Rated Capacity (C <sub>5</sub> )	28.8Ah
	Energy	2211.8Wh
	Months Self Discharge	<1%
	Charge Efficiency	99.5%@ 1C
	Discharge Efficiency	96-99%@ 2C
Terminal type		Anderson SB50
Internal resistance (Fully charged, 25°C)		150mΩ
Cycle life		>3000 cycles @ 1C 100%D.O.D
Capacity affected by temperature	40°C	100%
	25°C	100%
	0°C	90%
	-10°C	75%
Nominal operating temperature		25°C± 3°C (77°F± 5°F)
Operating temperature range	Discharge	- 20°C~ 60°C (-4°F ~ 140°F)
	Charge	0°C~ 45°C (32°F ~ 113°F)
	Storage	0°C~ 40°C (32°F ~ 104°F)
Water Dust Resistance		IP21
Charge Voltage		86.4V
Equalization Turn-on Voltage		82.8V
Charge Current		14.4A
Backup time		8-15 min
Charge Cut off Voltage		86.4V
Max Continuous Discharge Current		58A
BMS Over Temperature Protection		65±5°C
Over discharge Protection Voltage		62.4V
Over discharge Recovery Voltage		64.8V
Short Circuit Protection		YES
Matched UPS		≤4KVA
Cell in Series and Parallel		24S8P
Mechanical	Cells	IFR26650-3600mAh
	Container	SPCC

Plot of multiplier temperature rise

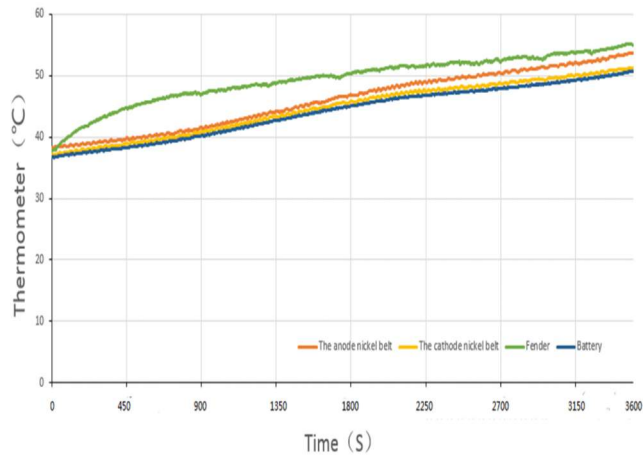
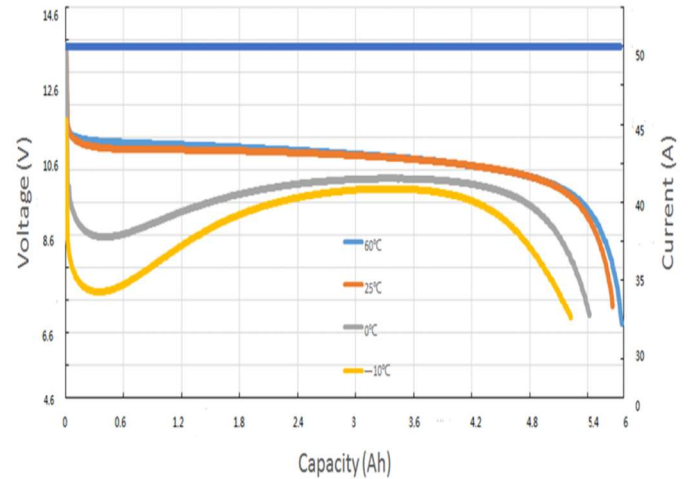
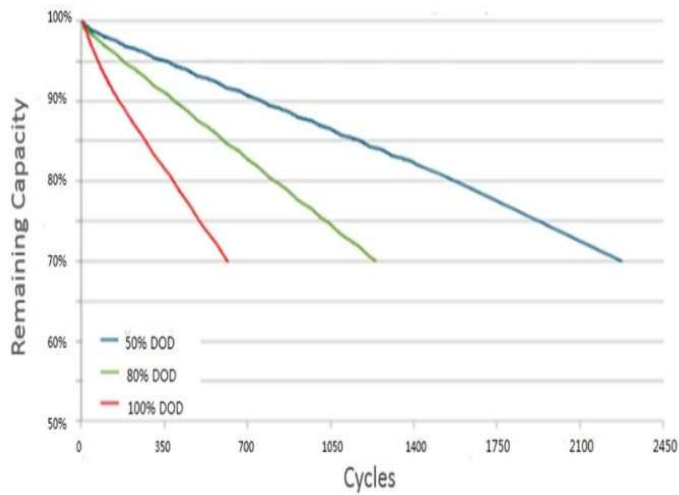


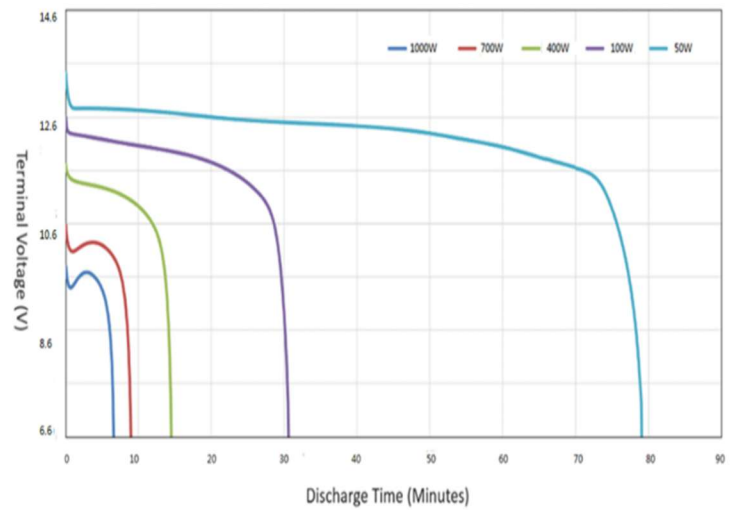
Diagram of maximum current discharge at different temperatures



Cycle graphs of different DOD lifetime



Different constant power discharge curve



[www.cmxbattery.com](http://www.cmxbattery.com);

email: [tony@egbatt.com](mailto:tony@egbatt.com);

whatsapp: 0086+18676987799